




**MINUTES OF COUNTY FINANCES
TREASURER'S REPORT**

IN THE MATTER OF COUNTY FINANCES
IN THE HANDS OF
MARY HORTON, TREASURER
OF JACKSON COUNTY, TEXAS

COMMISSIONERS' COURT
JACKSON COUNTY, TEXAS
IN REGULAR SESSION
DECEMBER TERM 2018

IN ACCORDANCE with Section 114.026, Local Government Code, we, the undersigned, constituting the entire Commissioners' Court of said County, certify that on the 19th day of December 2018, at the Regular term of Court, we compared and examined the monthly report of Mary Horton, Treasurer of Jackson County, Texas, for November 2018, and finding the same correct, entered an order in the Minutes approving said report, which states total cash and other assets on hand as: \$6,404,612.75.




Dennis Simons, County Judge



Wayne Hunt, Commissioner Pct. #1



Wayne Bubela, Commissioner Pct. #2



Johnny E. Belicek, Commissioner Pct. #3




Dennis Karl, Commissioner Pct. #4

SWORN TO AND SUBSCRIBED BEFORE ME, by Dennis Simons, County Judge, and County Commissioners of said Jackson County, each respectively, on this the 19th day of December A.D., 2018.




Attest: Barbara Earl, County Clerk

FILED FOR RECORD THIS the 19th day of December A.D., 2018, and recorded on the 19th day of December A.D., 2018.



Barbara Earl, County Clerk and
Ex-Officio Clerk of the Commissioners'
Court in and for Jackson County, Texas

By: 

Deputy

		BEGINNING BALANCE	TOTAL DEBITS	TOTAL CREDITS	ENDING BALANCE	AVERAGE DAILY BALANCE
GENERAL						
10 -000-1020	CHANGE FUND/PETT	1,746.00	0.00	0.00	1,746.00	1,746.00
10 -000-1030	CASH IN BANK	5,487.85	703,232.33	693,279.22CR	15,440.96	128,468.13
10 -000-1034	CASH IN BANK -	12,236.92	9,221.64	11,060.92CR	10,397.64	6,661.04
10 -000-1040	CASH IN TEX POOL	253,306.32	458.70	0.00	253,765.02	253,321.61
10 -000-1042	CASH IN TEXAS CL	1,424,722.14	376,502.39	290,000.00CR	1,511,224.53	1,502,154.78
10 -000-1045	CASH IN T BILLS	0.00	0.00	0.00	0.00	0.00
10 -000-1046	CASH IN C.D.'S	18,057.57	0.00	0.00	18,057.57	18,057.57
10 -000-1051	CASH IN ESCROW-L	0.00	0.00	0.00	0.00	0.00
10 -000-1060	CASH IN MONEY MA	75,433.30	46.50	0.00	75,479.80	75,434.85
	FUND 10 TOTAL	<u>1,790,990.10</u>	<u>1,089,461.56</u>	<u>994,340.14CR</u>	<u>1,886,111.52</u>	<u>1,985,843.98</u>
PERMANENT IMPROVEMENT						
12 -000-1030	CASH IN BANK	47.65	0.02	0.00	47.67	47.65
12 -000-1040	CASH IN TEX POOL	0.00	0.00	0.00	0.00	0.00
12 -000-1042	CASH IN TEXAS CL	892,433.98	1,780.00	0.00	894,213.98	892,493.31
	FUND 12 TOTAL	<u>892,481.63</u>	<u>1,780.02</u>	<u>0.00</u>	<u>894,261.65</u>	<u>892,540.96</u>
COMMISSARY TELEPHONE						
15 -000-1030	CASH IN BANK	302.10	2,565.36	2,708.84CR	158.62	787.13
15 -000-1040	CASH IN TEXPOOL	0.00	0.00	0.00	0.00	0.00
15 -000-1042	CASH IN TEXAS CL	30,000.00	1,860.25	60.25CR	31,800.00	30,300.00
	FUND 15 TOTAL	<u>30,302.10</u>	<u>4,425.61</u>	<u>2,769.09CR</u>	<u>31,958.62</u>	<u>31,087.13</u>
DISTRICT ATTORNEY-HOT CHK						
17 -000-1030	CASH IN BANK	848.21	0.00	0.00	848.21	848.21
17 -000-1040	CASH IN TEX POOL	0.00	0.00	0.00	0.00	0.00
17 -000-1042	CASH IN TEXAS CL	6,000.00	11.95	11.95CR	6,000.00	6,000.00
	FUND 17 TOTAL	<u>6,848.21</u>	<u>11.95</u>	<u>11.95CR</u>	<u>6,848.21</u>	<u>6,848.21</u>
ELECTIONS ADMINISTRATION						
18 -000-1030	CASH IN BANK	1,630.75	0.00	0.00	1,630.75	1,630.75
18 -000-1042	CASH IN TEXAS CL	0.00	0.00	0.00	0.00	0.00
	FUND 18 TOTAL	<u>1,630.75</u>	<u>0.00</u>	<u>0.00</u>	<u>1,630.75</u>	<u>1,630.75</u>
FORFEITURE-DIST ATTORNEY						
19 -000-1030	CASH IN BANK	107.24	9,219.80	9,138.61CR	188.43	1,340.62

		BEGINNING BALANCE	TOTAL DEBITS	TOTAL CREDITS	ENDING BALANCE	AVERAGE DAILY BALANCE
19 -000-1040	CASH IN TEXPOOL	0.00	0.00	0.00	0.00	0.00
19 -000-1042	CASH IN TEXAS CL	237,809.38	7,481.96	1,000.00CR	244,291.34	241,858.78
	FUND 19 TOTAL	<u>237,916.62</u>	<u>16,701.76</u>	<u>10,138.61CR</u>	<u>244,479.77</u>	<u>243,199.40</u>
FORFEITURE-SHERIFF						
21 -000-1030	CASH IN BANK	63.26	200.00	197.34CR	65.92	2.72
21 -000-1040	CASH IN TEXPOOL	0.00	0.00	0.00	0.00	0.00
21 -000-1042	CASH IN TEXAS CL	53,390.86	106.42	200.00CR	53,297.28	53,361.07
	FUND 21 TOTAL	<u>53,454.12</u>	<u>306.42</u>	<u>397.34CR</u>	<u>53,363.20</u>	<u>53,363.79</u>
TECHNOLOGY FUND						
23 -000-1030	CASH IN BANK	198.67	527.90	0.00	726.57	380.93
23 -000-1040	CASH IN TEXPOOL	0.00	0.00	0.00	0.00	0.00
23 -000-1042	CASH IN TEXAS CL	4,500.00	8.96	8.96CR	4,500.00	4,500.00
	FUND 23 TOTAL	<u>4,698.67</u>	<u>536.86</u>	<u>8.96CR</u>	<u>5,226.57</u>	<u>4,880.93</u>
JUV PROB DISCRETIONARY						
24 -000-1030	CASH IN BANK	1,535.04	135.00	0.00	1,670.04	1,539.54
24 -000-1042	CASH IN TEXAS CL	0.00	0.00	0.00	0.00	0.00
	FUND 24 TOTAL	<u>1,535.04</u>	<u>135.00</u>	<u>0.00</u>	<u>1,670.04</u>	<u>1,539.54</u>
JUVENILE PROBATION GRANTS						
25 -000-1030	CASH IN BANK	519.62	29,779.53	30,274.32CR	24.83	5,104.13
25 -000-1040	CASH IN TEXPOOL	0.00	0.00	0.00	0.00	0.00
25 -000-1042	CASH IN TEXAS CL	34,069.92	17,059.49	8,500.00CR	42,629.41	30,388.57
	FUND 25 TOTAL	<u>34,589.54</u>	<u>46,839.02</u>	<u>38,774.32CR</u>	<u>42,654.24</u>	<u>35,492.70</u>
LAW LIBRARY						
26 -000-1030	CASH IN BANK	264.39	805.00	465.03CR	604.36	560.55
26 -000-1042	CASH IN TEXAS CL	7,000.00	13.95	13.95CR	7,000.00	7,000.00
	FUND 26 TOTAL	<u>7,264.39</u>	<u>818.95</u>	<u>478.98CR</u>	<u>7,604.36</u>	<u>7,560.55</u>
LEOSE-LAW ENF OFFICERS ED						
27 -000-1030	CASH IN BANK	6.69	0.00	0.00	6.69	6.69

		BEGINNING BALANCE	TOTAL DEBITS	TOTAL CREDITS	ENDING BALANCE	AVERAGE DAILY BALANCE
27 -000-1042	CASH IN TEXAS CL	3,900.00	7.76	7.76CR	3,900.00	3,900.00
	FUND 27 TOTAL	<u>3,906.69</u>	<u>7.76</u>	<u>7.76CR</u>	<u>3,906.69</u>	<u>3,906.69</u>
LIBRARY-MEMORIAL FUND						
28 -000-1030	CASH IN BANK	6,797.82	76.39	6,825.28CR	48.93	6,600.86
28 -000-1040	CASH IN TEXPOOL	0.00	6,800.42	0.00	6,800.42	226.68
28 -000-1042	CASH IN TEXAS CL	51,273.53	102.27	0.00	51,375.80	51,276.94
	FUND 28 TOTAL	<u>58,071.35</u>	<u>6,979.08</u>	<u>6,825.28CR</u>	<u>58,225.15</u>	<u>58,104.48</u>
RECORDS MGT- COUNTY CLERK						
29 -000-1030	CASH IN BANK	2,353.79	6,050.00	4,407.10CR	3,996.69	2,818.30
29 -000-1040	CASH IN TEXPOOL	0.00	0.00	0.00	0.00	0.00
29 -000-1042	CASH IN TEXAS CL	87,492.88	3,175.32	0.00	90,668.20	87,998.72
	FUND 29 TOTAL	<u>89,846.67</u>	<u>9,225.32</u>	<u>4,407.10CR</u>	<u>94,664.89</u>	<u>90,817.02</u>
RECORDS MGT - COUNTY						
30 -000-1030	CASH IN BANK	392.63	532.45	0.00	925.08	490.37
30 -000-1040	CASH IN TEXPOOL	0.00	0.00	0.00	0.00	0.00
30 -000-1042	CASH IN TEXAS CL	5,941.23	11.86	0.00	5,953.09	5,941.63
	FUND 30 TOTAL	<u>6,333.86</u>	<u>544.31</u>	<u>0.00</u>	<u>6,878.17</u>	<u>6,432.00</u>
RECORDS MGT - DIST CLERK						
31 -000-1030	CASH IN BANK	154.60	1,085.78	1,128.53CR	111.85	267.62
31 -000-1040	CASH IN TEXPOOL	0.00	0.00	0.00	0.00	0.00
31 -000-1042	CASH IN TEXAS CL	11,850.00	23.37	773.37CR	11,100.00	11,725.00
	FUND 31 TOTAL	<u>12,004.60</u>	<u>1,109.15</u>	<u>1,901.90CR</u>	<u>11,211.85</u>	<u>11,992.62</u>
SECURITY FUND						
32 -000-1030	CASH IN BANK	280.22	2,639.56	2,467.95CR	451.83	374.07CR
32 -000-1040	CASH IN TEXPOOL	0.00	0.00	0.00	0.00	0.00
32 -000-1042	CASH IN TEXAS CL	9,500.00	18.33	1,718.33CR	7,800.00	9,216.67
	FUND 32 TOTAL	<u>9,780.22</u>	<u>2,657.89</u>	<u>4,186.28CR</u>	<u>8,251.83</u>	<u>8,842.60</u>
CHILD ABUSE PREVENTION						
34 -000-1030	CASH IN BANK	527.50	45.00	0.00	572.50	546.50

		BEGINNING BALANCE	TOTAL DEBITS	TOTAL CREDITS	ENDING BALANCE	AVERAGE DAILY BALANCE
34 -000-1042	CASH IN TEXAS CL	0.00	0.00	0.00	0.00	0.00
	FUND 34 TOTAL	<u>527.50</u>	<u>45.00</u>	<u>0.00</u>	<u>572.50</u>	<u>546.50</u>
CHILD WELFARE						
35 -000-1030	CASH IN BANK	85.09	0.04	0.00	85.13	85.09
35 -000-1040	CASH IN TEXPOOL	0.00	0.00	0.00	0.00	0.00
35 -000-1042	CASH IN TEXAS CL	7,948.97	15.84	0.00	7,964.81	7,949.50
	FUND 35 TOTAL	<u>8,034.06</u>	<u>15.88</u>	<u>0.00</u>	<u>8,049.94</u>	<u>8,034.59</u>
HISTORICAL COMMISSION						
36 -000-1030	CASH IN BANK	49.99	0.02	0.00	50.01	49.99
36 -000-1040	CASH IN TEX POOL	0.00	0.00	0.00	0.00	0.00
36 -000-1042	CASH IN TEXAS CL	33,726.60	67.25	0.00	33,793.85	33,728.84
	FUND 36 TOTAL	<u>33,776.59</u>	<u>67.27</u>	<u>0.00</u>	<u>33,843.86</u>	<u>33,778.83</u>
MEDIATION FUND						
37 -000-1030	CASH IN BANK	1,450.00	0.00	0.00	1,450.00	1,450.00
37 -000-1042	CASH IN TEXAS CL	0.00	0.00	0.00	0.00	0.00
	FUND 37 TOTAL	<u>1,450.00</u>	<u>0.00</u>	<u>0.00</u>	<u>1,450.00</u>	<u>1,450.00</u>
BRIDGE REPLACEMENT						
39 -000-1030	CASH IN BANK	25.00	0.00	0.00	25.00	25.00
39 -000-1042	CASH IN TEXAS CL	134,157.00	267.60	0.00	134,424.60	134,165.92
	FUND 39 TOTAL	<u>134,182.00</u>	<u>267.60</u>	<u>0.00</u>	<u>134,449.60</u>	<u>134,190.92</u>
HIGHWAY						
40 -000-1030	CASH IN BANK	412,439.43CR	8,670.00	25,000.00CR	428,769.43CR	427,277.10CR
40 -000-1042	CASH IN TEXAS CL	0.00	0.00	0.00	0.00	0.00
	FUND 40 TOTAL	<u>412,439.43CR</u>	<u>8,670.00</u>	<u>25,000.00CR</u>	<u>428,769.43CR</u>	<u>427,277.10CR</u>
ROAD & BRIDGE GEN NO. 1						
41 -000-1030	CASH IN BANK	929.36	47,428.83	45,655.62CR	2,702.57	14,786.79
41 -000-1040	CASH IN TEX POOL	15,441.28	28.00	0.00	15,469.28	15,442.21
41 -000-1042	CASH IN TEXAS CL	516,151.50	998.79	20,000.00CR	497,150.29	500,851.46
	FUND 41 TOTAL	<u>532,522.14</u>	<u>48,455.62</u>	<u>65,655.62CR</u>	<u>515,322.14</u>	<u>531,080.46</u>

	BEGINNING BALANCE	TOTAL DEBITS	TOTAL CREDITS	ENDING BALANCE	AVERAGE DAILY BALANCE
ROAD & BRIDGE GEN NO. 2					
42 -000-1030 CASH IN BANK	335.77	54,485.24	48,498.19CR	6,322.82	16,249.38
42 -000-1040 CASH IN TEXPOOL	15,684.75	28.35	0.00	15,713.10	15,685.70
42 -000-1042 CASH IN TEXAS CL	575,245.03	1,101.29	30,000.00CR	546,346.32	552,281.74
FUND 42 TOTAL	591,265.55	55,614.88	78,498.19CR	568,382.24	584,216.82
ROAD & BRIDGE GEN NO. 3					
43 -000-1030 CASH IN BANK	64.11	24,860.74	23,929.77CR	995.08	7,064.99
43 -000-1040 CASH IN TEX POOL	24,654.10	44.63	0.00	24,698.73	24,655.59
43 -000-1042 CASH IN TEXAS CL	418,633.26	819.63	10,000.00CR	409,452.89	410,993.91
FUND 43 TOTAL	443,351.47	25,725.00	33,929.77CR	435,146.70	442,714.49
ROAD & BRIDGE GEN NO. 4					
44 -000-1030 CASH IN BANK	432.65	96,019.11	83,457.39CR	12,994.37	25,850.87
44 -000-1040 CASH IN TEX POOL	14,976.75	27.12	0.00	15,003.87	14,977.65
44 -000-1042 CASH IN TEXAS CL	827,566.53	1,506.51	90,000.00CR	739,073.04	755,616.75
FUND 44 TOTAL	842,975.93	97,552.74	173,457.39CR	767,071.28	796,445.27
ROAD & BRIDGE LATERAL RD					
45 -000-1030 CASH IN BANK	20,897.43	0.00	0.00	20,897.43	20,897.43
45 -000-1042 CASH IN TEXAS CL	0.00	0.00	0.00	0.00	0.00
FUND 45 TOTAL	20,897.43	0.00	0.00	20,897.43	20,897.43
PCT#1 EQUIPMENT REPLACMNT					
50 -000-1030 CASH IN BANK	2.19	0.00	0.00	2.19	2.19
50 -000-1040 CASH IN TEX POOL	0.00	0.00	0.00	0.00	0.00
50 -000-1042 CASH IN TEXAS CL	20,021.62	39.95	0.00	20,061.57	20,022.95
FUND 50 TOTAL	20,023.81	39.95	0.00	20,063.76	20,025.14
PCT#2 EQUIPMENT REPLACMNT					
51 -000-1030 CASH IN BANK	96.69	0.05	0.00	96.74	96.69
51 -000-1040 CASH IN TEX POOL	0.00	0.00	0.00	0.00	0.00
51 -000-1042 CASH IN TEXAS CL	27,268.52	54.39	0.00	27,322.91	27,270.33
FUND 51 TOTAL	27,365.21	54.44	0.00	27,419.65	27,367.02

	BEGINNING BALANCE	TOTAL DEBITS	TOTAL CREDITS	ENDING BALANCE	AVERAGE DAILY BALANCE
PCT#3 EQUIPMENT REPLACMNT					
52 -000-1030 CASH IN BANK	8.94	0.00	0.00	8.94	8.94
52 -000-1040 CASH IN TEX POOL	0.00	0.00	0.00	0.00	0.00
52 -000-1042 CASH IN TEXAS CL	3,087.96	6.16	0.00	3,094.12	3,088.17
FUND 52 TOTAL	<u>3,096.90</u>	<u>6.16</u>	<u>0.00</u>	<u>3,103.06</u>	<u>3,097.11</u>
PCT#4 EQUIPMENT REPLACMNT					
53 -000-1030 CASH IN BANK	823.42	0.41	0.00	823.83	823.43
53 -000-1040 CASH IN TEX POOL	0.00	0.00	0.00	0.00	0.00
53 -000-1042 CASH IN TEXAS CL	118,973.20	237.30	0.00	119,210.50	118,981.11
FUND 53 TOTAL	<u>119,796.62</u>	<u>237.71</u>	<u>0.00</u>	<u>120,034.33</u>	<u>119,804.54</u>
ABANDONED MOTOR VEHICLE					
57 -000-1030 CASH IN BANK	2,139.39	0.00	275.59CR	1,863.80	1,974.04
57 -000-1040 CASH IN TEXPOOL	0.00	0.00	0.00	0.00	0.00
57 -000-1042 CASH IN TEXAS CL	0.00	0.00	0.00	0.00	0.00
57 -000-1055 CASH IN BANK - A	1,830.96	0.00	0.00	1,830.96	1,830.96
FUND 57 TOTAL	<u>3,970.35</u>	<u>0.00</u>	<u>275.59CR</u>	<u>3,694.76</u>	<u>3,805.00</u>
COASTAL PROTECTION					
72 -000-1030 CASH IN BANK	488.44	0.24	0.00	488.68	488.45
72 -000-1042 CASH IN TEXAS CL	266,107.55	530.77	0.00	266,638.32	266,125.24
FUND 72 TOTAL	<u>266,595.99</u>	<u>531.01</u>	<u>0.00</u>	<u>267,127.00</u>	<u>266,613.69</u>
AIRPORT					
80 -000-1030 CASH IN BANK	384.78	2,400.09	2,735.66CR	49.21	183.39
80 -000-1032 CLEARING	0.00	0.00	0.00	0.00	0.00
80 -000-1040 CASH IN TEXPOOL	0.00	0.00	0.00	0.00	0.00
80 -000-1042 CASH IN TEXAS CL	52,752.65	102.32	2,400.00CR	50,454.97	51,316.06
FUND 80 TOTAL	<u>53,137.43</u>	<u>2,502.41</u>	<u>5,135.66CR</u>	<u>50,504.18</u>	<u>51,499.45</u>
JAIL COMMISSARY					
81 -000-1030 CASH IN BANK	240.47	2,559.85	154.68CR	2,645.64	305.17
81 -000-1040 CASH IN TEXPOOL	0.00	0.00	0.00	0.00	0.00
81 -000-1042 CASH IN TEXAS CL	0.00	0.00	0.00	0.00	0.00
FUND 81 TOTAL	<u>240.47</u>	<u>2,559.85</u>	<u>154.68CR</u>	<u>2,645.64</u>	<u>305.17</u>

	BEGINNING BALANCE	TOTAL DEBITS	TOTAL CREDITS	ENDING BALANCE	AVERAGE DAILY BALANCE
STATE FEES					
88 -000-1030 CASH IN BANK	34,689.58	20,417.09	4,611.87CR	50,494.80	39,998.32
88 -000-1042 CASH IN TEXAS CL	0.00	0.00	0.00	0.00	0.00
FUND 88 TOTAL	34,689.58	20,417.09	4,611.87CR	50,494.80	39,998.32
TRUST INVESTMENT					
89 -000-1020 CASH- WILBREEZE	0.00	0.00	0.00	0.00	0.00
89 -000-1030 CASH IN BANK	0.00	0.00	0.00	0.00	0.00
89 -000-1040 CASH IN TEXPOOL	37,872.43	68.57	0.00	37,941.00	37,874.72
89 -000-1042 CASH IN TEXAS CL	208,612.07	416.07	0.00	209,028.14	208,625.94
89 -000-1060 CASH IN BANK - M	0.00	0.00	0.00	0.00	0.00
FUND 89 TOTAL	246,484.50	484.64	0.00	246,969.14	246,500.66
DISTRICT CLERK RESRV ACCT					
90 -000-1030 CASH IN BANK	151,000.71	38.50	0.00	151,039.21	151,020.21
90 -000-1035 CASH IN BANK - N	0.00	0.00	0.00	0.00	0.00
90 -000-1040 CASH IN TEXPOOL	0.00	0.00	0.00	0.00	0.00
90 -000-1042 CASH IN TEXAS CL	0.00	0.00	0.00	0.00	0.00
FUND 90 TOTAL	151,000.71	38.50	0.00	151,039.21	151,020.21
FLOOD CONTROL - JC DRAIN					
92 -000-1030 CASH IN BANK	0.00	53,946.78	7,793.33CR	46,153.45	28,122.46
92 -000-1040 CASH IN TEXPOOL	0.00	0.00	0.00	0.00	0.00
92 -000-1042 CASH IN TEXAS CL	0.00	0.00	0.00	0.00	0.00
FUND 92 TOTAL	0.00	53,946.78	7,793.33CR	46,153.45	28,122.46
REPORT TOTALS	6,364,599.37	1,498,773.19	1,458,759.81CR	6,404,612.75	6,528,320.33

Pledge Security Listing

November 30, 2018

EL CAMPO, TX

ID	CUSIP	Description	Safekeeping Location	Safekeeping Receipt	Coupon	Maturity Date	Call Date	Moody	S&P	Fitch	ASC 320	Face Amount	Current Par	Current Book Value	Market Value	Gain(Loss)
JACKSON COUNTY																
863	31335HQ30	FHLMC C90474	FHLB	xxx	7.00	08/01/2021		AAA	AA+	AAA	HTM	1,000,000	2,618.50	2,618.61	2,644.68	26.08
2047	3128MBNA1	FHLMC G12885	FHLB	x	5.00	06/01/2021		AAA	AA+	AAA	HTM	8,737,000	109,031.91	109,031.96	110,429.56	1,397.60
2412	3128MBTJ6	FHLMC G13053	FHLB	x	4.50	04/01/2023		AAA	AA+	AAA	HTM	13,200,000	280,608.64	280,608.66	286,560.77	5,952.11
2493	31417ADJ5	FNMA AB3704	FHLB	x	3.00	10/01/2021		AAA	AA+	AAA	HTM	8,535,819	668,697.68	670,954.19	667,066.98	(3,887.21)
2516	3138AXXQ9	FNMA AJ6086	FHLB	x	3.00	12/01/2026		AAA	AA+	AAA	HTM	4,400,000	1,075,119.10	1,081,948.91	1,065,360.01	(16,588.90)
3546	31410LKN1	FNMA 890501	FHLB		2.00	11/01/2027		AAA	AA+	AAA	HTM	11,250,000	4,753,060.31	4,796,078.63	4,551,803.62	(244,275.01)
3615	31307BFM7	FHLMC J22872	FHLB		2.00	03/01/2028		AAA	AA+	AAA	HTM	9,000,000	3,930,958.80	3,944,230.12	3,765,626.01	(178,604.10)
Total for JACKSON COUNTY												56,122,819	10,820,094.94	10,885,471.08	10,449,491.63	(435,979.43)

Although the information in this report has been obtained from sources believed to be reliable, its accuracy cannot be guaranteed.

11/30/2018 10:17:05 AM

<u>INVESTMENTS</u>			10/31/2018				11/30/2018
TexPool							
FUND	NAME	ACC'T #	BALANCE	INTEREST	DEPOSIT	WITHDRAW	BALANCE
41	Road & Bridge Precinct #1	1100	15,441.28	28.00			15,469.28
42	Road & Bridge Precinct #2	1200	15,684.75	28.35			15,713.10
43	Road & Bridge Precinct #3	1300	24,654.10	44.63			24,698.73
44	Road & Bridge Precinct #4	1400	14,976.75	27.12			15,003.87
10	General	1500	253,306.32	458.70			253,765.02
28	Library - Memorial Fund	2800	0.00	0.42	6,800.00		6,800.42
89	Rojas Seizure	7210	11,213.19	20.28			11,233.47
89	Cuellar Seizure	7326	9,776.85	17.69			9,794.54
89	Binning Heirs Trust Cause #4563	7406	2,284.50	4.20			2,288.70
89	Cordele Church & Cemetery	7502	5,818.37	10.51			5,828.88
89	Callis Receivership	7504	8,779.52	15.89			8,795.41
TOTAL IN TEXPOOL			361,935.63	655.79	6,800.00	0.00	369,391.42
Standard & Poor Global rating			AAAm				AAAm
AVERAGE INTEREST RATE			2.1438%				2.2030%
Texas CLASS							
10	General	0001	1,424,722.14	2,988.17	373,514.22	290,000.00	1,511,224.53
12	Permanent Improvement	0012	892,433.98	1,780.00			894,213.98
15	Commissary Telephone	0015	30,000.00	60.25	1,800.00	60.25	31,800.00
17	District Attorney Hot Check	0017	6,000.00	11.95		11.95	6,000.00
19	Forfeiture - District Attorney	0019	237,809.38	481.96	7,000.00	1,000.00	244,291.34
21	Forfeiture - Sheriff	0021	53,390.86	106.42		200.00	53,297.28
23	Technology	0023	4,500.00	8.96		8.96	4,500.00
25	Juvenile Probation Grants	0025	34,069.92	59.49	17,000.00	8,500.00	42,629.41
26	Law Library	0026	7,000.00	13.95		13.95	7,000.00
27	LEOSE	0027	3,900.00	7.76		7.76	3,900.00
28	Library - Memorial Fund	0028	51,273.53	102.27			51,375.80
29	Records Management - County Clerk	0029	87,492.88	175.32	3,000.00		90,668.20
30	Records Management - County	0030	5,941.23	11.86			5,953.09
31	Records Management - District Clerk	0031	11,850.00	23.37		773.37	11,100.00
32	Security	0032	9,500.00	18.33		1,718.33	7,800.00
35	Child Welfare	0035	7,948.97	15.84			7,964.81
36	Historical Commission	0036	33,726.60	67.25			33,793.85
39	Bridge Replacement	0039	134,157.00	267.60			134,424.60
41	Road & Bridge Precinct #1	0041	516,151.50	998.79		20,000.00	497,150.29
42	Road & Bridge Precinct #2	0042	575,245.03	1,101.29		30,000.00	546,346.32

<u>INVESTMENTS</u>			10/31/2018				11/30/2018
TexPool							
FUND	NAME	ACC'T #	BALANCE	INTEREST	DEPOSIT	WITHDRAW	BALANCE
43	Road & Bridge Precinct #3	0043	418,633.26	819.63		10,000.00	409,452.89
44	Road & Bridge Precinct #4	0044	827,566.53	1,506.51		90,000.00	739,073.04
50	Road & Bridge Precinct #1 Equipment Replacement	0050	20,021.62	39.95			20,061.57
51	Road & Bridge Precinct #2 Equipment Replacement	0051	27,268.52	54.39			27,322.91
52	Road & Bridge Precinct #3 Equipment Replacement	0052	3,087.96	6.16			3,094.12
53	Road & Bridge Precinct #4 Equipment Replacement	0053	118,973.20	237.30			119,210.50
72	Coastal Impact Assistance	0072	266,107.55	530.77			266,638.32
80	Airport	0080	52,752.65	102.32		2,400.00	50,454.97
89	S. McGinnis DA Seizure	0189	3,505.44	7.01			3,512.45
89	Elizondo DPS Seizure	0289	205,106.63	409.06			205,515.69
TOTAL IN TEXAS CLASS			6,070,136.38	12,013.93	402,314.22	454,694.57	6,029,769.96
Standard & Poor Global rating			AAAm				AAAm
AVERAGE INTEREST RATE			2.3400%				2.4200%
10	Transfer Station Certificate of Deposit	Prosperity	18,057.57				18,057.57
	INTEREST RATE		0.7500%				
10	Depository Money Market	Prosperity	75,433.30	46.50			75,479.80
	AVERAGE INTEREST RATE		0.7500%				
	Depository Bank Account Interest	Prosperity		58.79			
*	Cafeteria (Flexible Spending) Account	Prosperity	10,402.71		22.10	1,671.92	8,752.89
	*PRIOR MONTH CORRECTION						

This report is presented in accordance with provisions of Texas Government Code §2256.023, the Public Funds Investment Act. The investments held in the Jackson County portfolio comply with the Public Funds Investment Act and the County's investment policy and strategies.

This report is true and correct to the best of my knowledge and belief according to the records of this office.



Mary Horton, CCT, CIO